

## Project-Based Learning Assignment: Introduction to Sociology 3100

Dr. Orit Hirsh

Email: [ohirsh@kbcc.cuny.edu](mailto:ohirsh@kbcc.cuny.edu)

### Introduction

The **two-part assignment** provides you with the opportunity to relate real life matters to the ideas and techniques discussed in the classroom lectures. The assignment is designed to follow the tasks required of skilled sociologists as closely as possible. The assignment asks you to examine social problems from a sociological perspective and suggest policies for modifying the negative aspects of social problems. It is expected that throughout this assignment you will learn to evaluate, gather understanding and recognize social problems from a broad perspective.

The project is broken down in to 2 parts. You may earn up to 40 points (40% of total grade) of credit for both parts.

### Project Part 1

Please select a topic covering a social subject (think sociologically!). You are free to select your own topic, which you are interested in exploring further. I recommend start thinking about your topic early in the semester. It is important to use the readings and the library data as a starting point for exploring your topic of special interest.

**The topic has to examine the ways in which culture and social organizations shape the design and consumption of technology and/or how technology affects cultural and social experience.**

1. Be specific when selecting your topic.
  - Some examples: Ways technology has affected ...
  - Gender and technology (ex: how ideas of gender and sexual identity are implanted in technological artifacts)
  - Education
  - Virtual engagement
  - Health
  - Social interaction
  - Music
  - Religion
  - Family
  - Why do some technologies fail?
2. Form groups (up to **4** people in a group) or you can work independently.
3. Select at least **2** articles from the popular press (web, magazines, and newspapers) and at least **2** articles from a social science journal (See KCC library's website: <http://kbcc.cuny.libguides.com/az.php>) for **your literature review on the selected topic.**

These articles should not be ones included in the course materials.

Your research will be presented in class and submitted in writing by email (**Please attach your**

**literature review and the outline of the second part of the project in an email to me. No hard copies will be collected).**

4. Directions for Part 1 of the Assignment:

1. A research question
2. A statement of why your research question is important
3. A literature review of relevant social scientific literature
4. A discussion of the significance of the analysis including general conclusions
5. A bibliography of works cited

- Write a brief review of each of the four articles
  - Provide full citations for the articles
  - Interpret the social problem from a selected sociological perspective
  - Furthermore, be specific in your explanation: what did you learn from each reading and which sociological perspective you are using.
  - Suggest a social policy to improve the social problem
  - During the presentation (15-20 minutes) of the video or Infographics, the student will not read from the paper. S/he is expected to summarize key issues and should be ready to lead a discussion on the topic. A brief, informative, workshop-style presentation on the topic of your paper to your classmates is expected.
5. **Due Date:** Presentation dates will be announced. Your group will be committed to completing the presentation on that date.






NOTE: Many sources can be found online, but not all are acceptable to use as sources in your college career. If you are not sure as to whether or not a website you found is a reliable source, send me an email with the URL and I will check it out for you as soon as I can.

### Project Part 2

For this part 2, you will develop a **video presentation** or an **infographic** of the topic you selected in **part one**. The video or infographic has to be uploaded on <http://www.youtube.com/> or <https://www.buzzfeed.com/> (or any other server) and the link to the presentation has to be posted on the class's blog (part of the class website).

Your group will be committed to completing the presentation on the date announce in class.

Your **video** or infographic should demonstrate the following:

-  The key aspects of your topic
-  An authentic application of your topic
-  A strong research base for your topic
-  Sharing the insight you gained from having read related material
-  Expanding the topic by validating an idea with your own experience

- ✚ An organized presentation that follows good visual design principles
- ✚ Your short video (a five- to six-minute) may focus on *any* aspect of sociology that you find timely and interesting.
- ✚ **For the infographic:** highlights statistics that will seize people's attention
- ✚ Tell the basic story of your topic
- ✚ Present visual data narratively
- ✚ Use color in a meaningful way

### Media Tools

- ❖ **YouTube Free Video Editor:** <https://support.google.com/youtube/answer/4522397?rd=1>  
YouTube instructions "how to upload video on YouTube "  
<http://youtu.be/Hlxqk0iHp5w>
- ❖ <https://support.google.com/youtube/troubleshooter/2888402?hl=en>
- ❖ YouTube Forum: <https://productforums.google.com/forum/#!forum/youtube>
- ❖ [Movie Maker - Microsoft Windows](#) (Free)  
<http://windows.microsoft.com/en-us/windows-live/movie-maker#t1=overview>
- ❖ "Six Easy Ways for Students to Create Videos Online"  
(<http://www.freetech4teachers.com/2009/11/six-easy-ways-for-students-to-create.html>)
- ❖ [Prezi - Presentation Software](#) <http://prezi.com/>
- ❖ [POWTOON](http://www.powtoon.com/) <http://www.powtoon.com/>
- ❖ "Tools for Creating Infographics" (<http://www.freetech4teachers.com/2013/12/five-good-online-tools-for-creating.html>)
- ❖ **Free tools for creating infographics:** <http://www.creativebloq.com/infographic/tools-2131971>  
<http://www.edudemic.com/diy-infographics/>

Some additional tools for creating infographics:

Adobe Illustrator

Microsoft Publisher

[easel.ly](#) (template based online infographics maker)

[Piktochart](#) (6 free themes that are editable)

[Dipity](#) (for timelines)

[Infogr.am](#) (online infographics maker, most useful if you have numerical data)

[Tableau](#) (online data visualization tool, you would need numerical data to use)

[Wordle](#) (generates word clouds)

[WorldMapper](#) (maps of the world resized by subjects of interest)

[Lucid Chart](#) (Chrome app, use with googledrive and generate flow charts)

**Advice for Creating Infographics:**

[10 Tips for Designing Infographics](#)

[How to Strike the Elusive Balance Between Data and Visualization](#)